

# Health-related Quality of Life in Children and Adolescents with Psoriasis: A Systematic Review and Meta-analysis

Hilde RANDA<sup>1,2</sup>, Tanja TODBERG<sup>3</sup>, Lone SKOV<sup>3</sup>, Lotte S. LARSEN<sup>4</sup> and Robert ZACHARIAE<sup>1,2</sup>

<sup>1</sup>Unit of Psychooncology and Health Psychology, Department of Oncology, Aarhus University Hospital, <sup>2</sup>Department of Psychology and Behavioural Science, Aarhus University, Aarhus, <sup>3</sup>Department of Dermatology and Allergy, Gentofte Hospital, University of Copenhagen, Hellerup, and <sup>4</sup>LEO Pharma, Ballerup, Denmark

**Studies demonstrating the negative impact of paediatric psoriasis on health-related quality of life (HRQOL) are accumulating, but little is known about moderators of HRQOL. The objectives of this review were to summarize studies on HRQOL in paediatric psoriasis and to explore the potential moderating influences of demographic and clinical variables. Searches were conducted by 2 independent researchers in PubMed, Embase, CINAHL, PsycINFO, and Scopus for papers published between 1995 (the date the first dermatology-specific HRQOL-instrument for children was introduced) and 2016. Eligible studies were required to report HRQOL data for children and/or adolescents with psoriasis (4–18 years) using validated HRQOL questionnaires. Seventeen eligible studies (number of patients = 1,185) were identified. Moderation analyses revealed that study samples with a higher percentage of girls were associated with better HRQOL ( $\beta = 0.19$ ), while a higher mean age of onset ( $\beta = 0.83$ ) and study quality ( $\beta = 0.28$ ) were associated with lower HRQOL (all  $p < 0.05$ ). Several papers did not provide the information necessary for exploring between-study differences, thus the moderation analysis results should be interpreted with caution. In conclusion, children and adolescents with psoriasis experience moderate impairment of HRQOL. Certain demographic characteristics (e.g. sex) and clinical characteristics (e.g. age at onset) appear to moderate this impact.**

**Key words:** psoriasis; health-related quality of life; children; adolescents; systematic review; meta-analysis.

Accepted Dec 15, 2016; Epub ahead of print Dec 16, 2016

Acta Derm Venereol 2017; 97: 555–563.

**Corr:** Hilde Randa, Department of Psychology and Behavioural Science, Aarhus University, Bartholins Allé 9, DK-8000 Aarhus C, Denmark. E-mail: hilderanda@psy.au.dk

Psoriasis is a common chronic inflammatory skin disease with a prevalence of 2–3% in Western countries (1–3). It is estimated that 0.7–1.2% of all children suffer from psoriasis (3, 4), with one-third of patients being diagnosed by the age of 20 years (2). Although psoriasis may take various clinical forms, the majority of children present with either plaque psoriasis (71%) or guttate psoriasis (26%) (5).

A European consensus report suggests that patients with psoriasis are both undertreated and underserved (6). Increased emphasis on patients' overall evaluation

of disease impact was identified as a major step towards better treatment for patients. Reviews of studies on functioning in adult psoriasis have shown increased rates of comorbid mental disorders, especially anxiety and depression, in addition to a range of psychosocial problems, such as poor self-esteem, social stigmatization, physical limitations, sexual dysfunction, and suicidal ideations (7, 8). Although paediatric patients have received far less research attention, a large study comparing paediatric patients with psoriasis ( $n = 7,404$ ) with psoriasis-free control subjects ( $n = 37,020$ ), also found a higher prevalence of depression and anxiety in paediatric patients (9). Identifying the optimal treatment for psoriasis can be a lengthy process, and the treatments can be burdensome, time-consuming, and associated with considerable side-effects (10, 11). This may further challenge patients' well-being, especially in children who might lack a thorough understanding of the importance of treatment. Qualitative studies have also identified a number of psychosocial challenges in the daily lives of children with psoriasis (12, 13).

In recent decades, studies have shed light on patients' subjective experiences of medical diseases and their impact on patient's life, as captured by the construct of health-related quality of life (HRQOL) (14). Although operational definitions vary, HRQOL is generally conceptualized as a multidimensional construct reflecting patients' physical, psychological, and social well-being (15–17). HRQOL can be measured using generic or disease-specific questionnaires. Generic instruments have been constructed to apply to healthy individuals as well as people with medical issues, whereas disease-specific instruments are tailored to specific populations with a given disease or symptom and thus tend to be more sensitive (15). Research on the association between psoriasis-related HRQOL and clinical measures of disease severity, e.g. the Psoriasis Area and Severity Index (PASI) (18), generally show modest correlations (19), indicating that the traditional measures of disease severity do not fully capture the impact of psoriasis on well-being. It is thus widely accepted that psoriasis treatment should aim not only at minimizing the extent and severity of psoriasis, but also at reducing the negative impact on patients' HRQOL (6, 20, 21).

In 2004, de Korte et al. (22) published a systematic review of 17 studies on HRQOL in patients with

psoriasis (mean age 47 years). Authors reported that patients experienced physical discomfort, impaired emotional functioning, negative body- and self-image, and limitations in daily activities, social contacts, (skin-exposing) activities, and work. However, they noted that the studies were highly heterogeneous, making between-study comparison difficult. Recently, Olsen et al. (23) published a systematic review and meta-analysis of HRQOL studies using the Children's Dermatology Life Quality Index (CDLQI) across a broad range of paediatric skin diseases. Based on data from 67 studies, the authors concluded that the overall mean effect of skin disease on HRQOL in children is small. Comparative analyses showed that patients in the psoriasis subgroup (5 studies, comprising 279 patients) experienced small-to-moderate impairment of HRQOL, although results for this subgroup should be interpreted with caution due to wide confidence intervals.

To the best of our knowledge, no systematic review evaluating HRQOL in paediatric psoriasis based on the full range of available HRQOL instruments has yet been published. Furthermore, little is known about the possible associations between HRQOL and demographic and clinical variables. To aid clinical decision-making, we conducted a systematic review and meta-analysis with the aim of evaluating the impact of psoriasis on HRQOL in patients aged between 4 and 18 years, and to explore the relationship between demographic and clinical variables and HRQOL in this population.

## METHODS

The present study was conducted in accordance with Preferred Reporting Items for Systematic Reviews and Meta-Analyses (PRISMA) guidelines for reporting systematic reviews (24). The literature search, study selection, and data extraction were guided by an *a priori*-developed study protocol and conducted by 2 independent reviewers. Details are given in Appendix S1<sup>1</sup> (25–45).

## RESULTS

### Study selection

The study selection process is shown in Fig. 1. In a first screening, 2 reviewers (HR, TT) independently removed duplicates and reviewed titles and abstracts, resulting in 270 studies eligible for full-text screening. This included one additional study identified from the reference list of an existing systematic review and meta-analysis (23), and 2 studies from reference lists of the included articles. Initially, the raters were uncertain or disagreed on 6 (2.2%) papers (inter-rater agreement: 0.93; kappa statistic). After negotiation, 2 of these were included, along with one additional study identified in updated searches for 2016. The search and selection

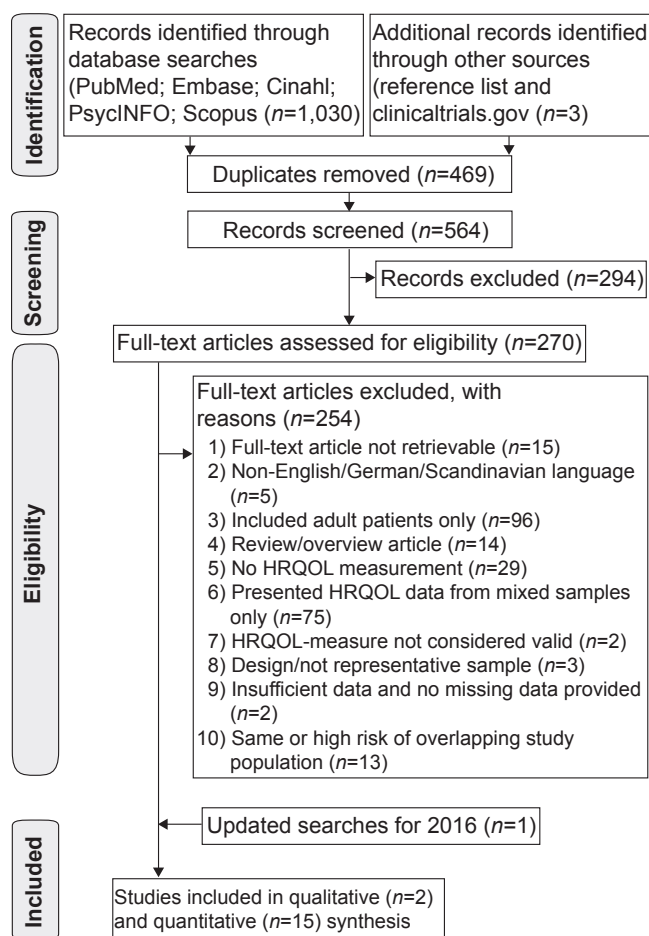


Fig. 1. Preferred Reporting Items for Systematic Reviews and Meta-Analyses (PRISMA) flow diagram of the study selection procedure.

process resulted in a total of 17 papers, describing data for 20 groups of patients that could be subjected to meta-analysis, and 2 study samples that could only be reviewed qualitatively (46, 47).

Fifteen authors of publications presenting results of mixed study populations (i.e. children and adults, and multiple skin diseases) or papers failing to provide the necessary values for effect size estimation were contacted. This resulted in the inclusion of 2 studies that had originally been excluded (33, 48). Furthermore, 10 authors of the included publications were contacted, requesting additional demographic and clinical information about study participants to be used in the moderator analyses. This was provided by 3 authors (33, 49, 50). Eleven papers (comprising data from 7 studies) were based on the same patient registry database and described potentially overlapping samples (49, 51–60). When contacted, the research group responsible for these studies was unable to specify the amount of overlap across studies. All but the most inclusive study (49) and a second study investigating patients of older age than in the remaining studies (60) were therefore excluded. The main reasons for exclusion were that papers only presented HRQOL data on pooled data from children and adults or from

<sup>1</sup><https://doi.org/10.2340/00015555-2600>

patients with various types of skin disease, that they included adult patients only, or that they did not include HRQOL assessment (see Appendix S2<sup>1</sup>).

### Study characteristics

The characteristics of the included studies are shown in Table SI<sup>1</sup>. The 17 studies investigated a total of 1,185 children and adolescents between the age of 4 and 18 years (mean age 12.8 years), with a majority of girls (57.9%). The included studies were conducted in 10 different countries, with 16 papers being published in English and one in German. Two studies collected data from randomly selected patients from general population databases (46, 61). All the remaining studies recruited patients from dermatology outpatient clinics. Seven studies reported clinical disease severity, as assessed with the Psoriasis Area and Severity Index (PASI). In these studies, mean disease severity ranged from 2.7 to 21.1, and the mean PASI score across studies was 11.5, indicating moderate to severe psoriasis. With the exception of 4 studies including only patients with plaque psoriasis (34, 35, 48, 62), most studies either did not specify or included the full range of clinical subtypes.

Three studies were intervention studies and the remaining 14 used observational designs. Of these, half of the studies focused on patients with psoriasis only ( $k$  (number of studies)=7), while the remaining studies included comparative data from patients with other diseases ( $k=5$ ) or healthy controls ( $k=2$ ). The primary objectives in the observational studies were: (i) to assess HRQOL in paediatric psoriasis and/or examine the relationship between demographic, clinical or psychological variables and HRQOL; (ii) to test the psychometric performance of HRQOL instruments; and (iii) to compare HRQOL across different dermatological or chronic diseases.

HRQOL assessment was based on 4 validated questionnaires that were either generic or dermatology-specific. The majority of studies ( $k=12$ ) were based on the Children's Dermatological Life Quality Index (CDLQI) (25, 49, 50, 60–66) or the Dermatology Life Quality Index (DLQI) (48, 67) questionnaires, and one study utilized the Pediatric Quality of Life Inventory (PedsQL) (33). In addition, 2 studies included data from both CDLQI and PedsQL (34, 35). Lastly, Skindex-Teen (47) and KINDL-R (46) were used in one study each.

The CDLQI and DLQI are child (4–16 years) and adult (>16 years) versions of the Dermatology Life Quality Index (25, 68). Both versions are the currently most used instruments measuring dermatology-related quality of life in their age group (68, 69). The CDLQI consists of 10 items, and is designed for children between 4 and 16 years. It measures HRQOL across 6 subdomains; symptoms and feelings, leisure, school or holidays, personal relationships, sleep, and treatment. The total score on the CDLQI and DLQI range from 0 to 30, with

higher scores indicating greater HRQOL impairment. The CDLQI has been translated and validated in more than 40 languages, with evidence of high internal consistency, test–retest reliability, responsiveness to change, and significant correlations with other subjective and objective measures in paediatric dermatology samples (70). Although the majority of studies were based on the CDLQI, 2 studies used the adult parallel version (DLQI) (48, 67). Furthermore, 7 studies used the CDLQI in older adolescents (16–17-year-olds) for which the instrument has not been formally validated.

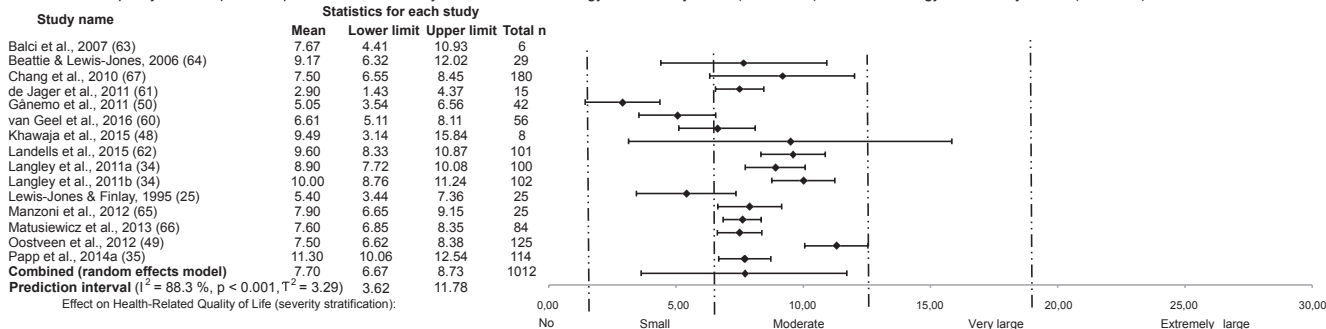
PedsQL, the second most utilized questionnaire, is a generic instrument. The PedsQL was originally developed to study quality of life in children with cancer, and has subsequently been developed into a 23-item generic HRQOL-measure (71). The PedsQL measures patient's perceptions of HRQOL, as defined in terms of the impact of disease and treatment on the individual's physical, psychological, social functioning, and by disease/treatment-specific symptoms. The PedsQL ranges from 0 to 100, with higher scores indicating better HRQOL. The inventory includes age-appropriate versions for children aged 5–7, 8–12, and 13–18 in addition to a parent proxy version. The PedsQL core generic self-report scale has been translated into over 60 languages. It has demonstrated sufficient reliability, validity, sensitivity and responsiveness (72), but has not been specifically validated in patients with skin disease or psoriasis.

The Skindex-Teen and the KINDL-R were each used in one study. Skindex-Teen has been validated for use in adolescents (12–17 years) with skin disease (47). Its total score ranges from 0 to 84, with higher scores indicating greater HRQOL impairment. KINDL-R is a generic instrument with a total score ranging from 0 to 100, with higher scores denoting better HRQOL. The psychometric properties of KINDL-R have been established in a general population of children and adolescents (73).

### Methodological quality

Table SII<sup>1</sup> summarizes the methodological quality of the included studies. The 2 raters agreed on 235 (92.2%) of the 255 individual study quality ratings, and the between-rater total score correlation was 0.96 ( $p<0.001$ ). The mean total quality rating was 12.3 (standard deviation (SD) 3.3; range: 7–18). The majority of studies were characterized by small sample sizes, and only a few studies reported response rates ( $k=7$ ) or whether patients were in active treatment ( $k=5$ ). Additional methodological concerns were that clinical disease severity was only reported in approximately two-thirds of studies ( $k=10$ ), and that several studies failed to report any clinical characteristics of their study population ( $k=8$ ). Six studies used HRQOL instruments or versions that distinguished between children and adolescents, and 4 studies divided their sample into different age groups and compared

Health-related quality of life in pediatric psoriasis measured by Children's Dermatology Life Quality Index (13 studies) and Dermatology Life Quality Index (2 studies)



Health-related quality of life in pediatric psoriasis measured by the Pediatric Life Quality Inventory

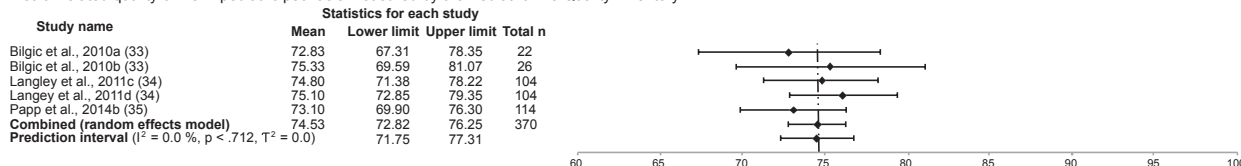


Fig. 2. Forest plot of weighted means health-related quality of life (HRQOL) in paediatric psoriasis by instrument.

HRQOL across these groups, providing information about possible effects of age.

Main analyses

The extracted data enabled 2 separate random-effects analyses to be conducted; one based on dermatology-specific (CDLQI and DLQI) and one on generic (PedsQL) instruments. Results of the main analyses are shown in Fig. 2. Mean dermatology-specific HRQOL impairment was based on 14 studies (including 15 independent groups), yielding an aggregated sample of 1,012 patients. Results showed a weighted mean CDLQI/DLQI score across studies of 7.7 (95% confidence interval (95% CI) 6.67–8.73), indicating moderate HRQOL impairment (36), with a 95% prediction interval from 3.6 to 11.8. Study heterogeneity was large (I²=88.4). The PedsQL instrument was used in 3 studies (including 5 independent groups) and a total of 370 patients. The weighted mean PedsQL score was 74.5 (95% CI 72.82–76.25), with the prediction interval ranging from 71.8 to 77.3. There were no indications of heterogeneity of results (I²) for the studies using the PedsQL. Possible publication bias was inspected visually by means of funnel plots, and statistically using Eggers' test. Neither analysis suggested publication bias, as estimates appeared symmetrically distributed in the funnel plot, and Eggers' tests did not reach statistical significance. The Skindex-Teen and KINDL-R were only used in one study each, and hence meta-analysis was not possible for these instruments (see Table S1<sup>1</sup> for mean scores).

Moderator-analyses

As seen in Table I, meta-regression revealed several moderating effects of various study characteristics on the impact of psoriasis on HRQOL. As preliminary analyses

revealed high correlations (r > 0.70) between some of the demographic and clinical variables to be explored, we adjusted for these variables by entering them as covariates in the relevant regression models. Due to the limited statistical power of these preliminary analyses, we adjusted for such relationships regardless of whether the correlation reached statistical significance.

In searching for possible moderating influences of demographic variables, meta-regression analyses revealed that the percentage of girls in the study samples (adjusted for region, as r: -0.93; p < 0.001) was the only statistically significant moderator of HRQOL, with study samples with a higher proportion of girls having lower (better) mean total scores on the CDLQI/DLQI. Age was not a statistically significant moderator of HRQOL. Regarding the clinical variables, age at onset (adjusted for disease severity, r: 0.71, p = 0.178) statistically significantly

Table I. Results of meta-regression analyses

Variables	K	B <sup>a</sup>	95% CI	p-value
Mean total score on the Dermatology Life Quality Index (CDLQI and DLQI)				
Percentage girls (unadjusted)	12	-0.14	-0.24 to -0.04	0.005***
Adjusted for region	10	-0.19	-0.29 to -0.08	<0.001***
Age	11	0.05	-0.71-0.81	0.896
Disease severity (unadjusted)	7	0.26	0.14-0.38	<0.001***
Adjusted for age at onset	5	0.15	-0.01-0.31	0.063 <sup>c</sup>
Age at onset (unadjusted)	6	0.83	0.37-1.30	<0.001***
Adjusted for disease severity	5	0.50	0.03-0.31	0.041*
Duration	7	0.04	-0.49-0.11	0.350
Region (unadjusted)	13	0.83	-1.56-3.22	0.495
Adjusted for percentage girls	10	-6.66	-15.20-1.88	0.126
Study quality	15	0.28	0.01-0.55	0.043*
Mean total score on the PedsQL: Pediatric Quality of Life Inventory (PedsQL)				
Percentage girls	5	-0.12	-0.40-0.16	0.410
Age	5	0.01	-1.39-1.41	0.986
Severity <sup>b</sup>	5	0.09	-0.33-0.50	0.680
Duration	5	0.05	-0.04-0.13	0.289
Region	4	-1.45	-6.08-3.17	0.538

\*p < 0.05; \*\*p < 0.01, \*\*\*p < 0.001. <sup>a</sup>Mixed effects regression: unrestricted maximum likelihood. <sup>b</sup>Not adjusted due to insufficient number of studies. <sup>c</sup>Near-significant (p < 0.10). K: number of studies; CI: confidence interval.

moderated HRQOL, with higher age at onset being associated with higher (worse) CDLQI/DLQI scores. In addition, psoriasis severity (adjusted for age at onset) emerged as a near-significant moderator of HRQOL, while duration of psoriasis did not. Finally, study quality also statistically significantly moderated the results, with higher study quality scores being associated with greater HRQOL impairment. For studies using the PedsQL instrument, the meta-regression analyses did not reveal any significant determinants of HRQOL. All moderator analyses regarding PedsQL data were based on either 4 or 5 studies, and hence suffered from low statistical power.

## DISCUSSION

### *Primary findings*

This systematic review and meta-analysis provides an overview of HRQOL in 1,185 children and adolescents with psoriasis from 10 different countries. The results of the meta-analyses revealed weighted mean total scores of 7.7 (95% CI 6.67–8.73) for studies using CDLQI and DLQI, and 74.5 (95% CI 72.82–76.25) for PedsQL, indicating a moderate effect on HRQOL (36). A sensitivity analysis excluding the two DLQI-studies from the CDLQI/DLQI analysis, revealed an unchanged weighted mean score. The PedsQL is a generic instrument, and, while published data from normative samples are available online, there are currently no data on the interpretability of PedsQL scores in paediatric psoriasis.

Our main result regarding the impact of paediatric psoriasis on HRQOL as measured by the CDLQI/DLQI is consistent with findings from a previously published meta-analysis (23), which combined data from 6 studies on 279 patients with psoriasis. However, the authors noted that the confidence intervals were particularly wide for the psoriasis subgroup, and that the estimate might be too conservative. They suggested that psoriasis-related HRQOL might be similar, or even worse, than the moderate impairment reported by the atopic eczema subgroup. In the present study, to assist the interpretation of results, prediction intervals were calculated, showing that mean CDLQI/DLQI scores in paediatric psoriasis populations are expected to fall within the range between 3.6 and 11.8. In clinical terms, this relatively broad interval ranges from a small to moderate effect on HRQOL, and thus does not support Olsen et al.'s interpretation that psoriasis might be associated with greater HRQOL impairment than atopic eczema (23).

### *Moderators*

To our knowledge, the present meta-analysis is the first to summarize findings on HRQOL across studies in paediatric psoriasis, taking the influence of demographic and clinical variables into account. The relevance of searching for potential moderators was highlighted by the

large heterogeneity of studies using the CDLQI/DLQI. Our moderator analyses revealed statistically significant effects of sex, age at onset, and study quality, but not of age, psoriasis duration, or geographical region. Clinical disease severity (PASI) was a near-significant moderator of HRQOL. However, because several of the included studies failed to report important demographic and clinical characteristics of their study participants, these results should be interpreted with caution.

Although not directly comparable to our systematic review, due to the sample consisting mainly of adult patients (mean age in studies ranged from 43 to 56 years), de Korte et al.'s (22) systematic review examined relationships between background variables and HRQOL in psoriasis. Based on findings from 8 studies, the authors concluded that HRQOL seemed to be unrelated to sex, and that there was a tendency for higher age to be associated with slightly higher levels of overall quality of life. Furthermore, more severe psoriasis appeared to be associated with more impaired HRQOL. However, the authors noted that the included studies were characterized by a high degree of heterogeneity. A number of methodological shortcomings furthermore complicated the synthesis of study results, which was possible only for age, sex and disease severity (22). In contrast to de Korte et al.'s findings, we did not find any effects of age or disease duration on HRQOL, but only of age at onset. Several interpretations of our findings appear relevant.

First, the majority of studies included in our review relied on data from the CDLQI, which is designed for use in children aged between 4 and 16 years. However, many studies used this instrument in adolescents up to 18 years, or used the adult version in adolescents younger than 16 years. Considering the differences in context and social life of children, adolescents, and adults (13, 74), data from a questionnaire used with both immature 5-year-olds and maturing adolescents 15–17 years old would, perhaps, be less likely to reveal age effects.

In contrast, age at onset was statistically significantly associated with HRQOL, with paediatric patients diagnosed at an older age experiencing higher HRQOL impairment than children with early debut. This finding could possibly be explained by developmental factors. Compared with younger children, adolescents spend a considerable proportion of their time with friends, gaining independence from their families, and feeling accepted by peers is especially important (74). Coping with a newly developed skin disease and its significant cosmetic impact could be particularly difficult in a period of life when social and cultural pressures stress homogeneity in appearance as desirable. In line with this interpretation, Perrott et al.'s (75) study on stigmatization and quality of life in psoriasis, led the authors to advocate the need for clinicians to pay particular attention to children and adolescents who develop psoriasis during the critical periods of peer comparison and identity formation.

As adolescents with newly developed psoriasis may not have had sufficient time to adapt to their altered appearance, this could cause impairments in a broad range of aspects of HRQOL. Indeed, previous qualitative research has documented disrupted body image, decrease in self-confidence, social isolation, and other adverse effects on psychosocial functioning in adolescent psoriasis (12, 13). Hence, a possible explanation for our findings could be that the CDLQI instrument is not sufficiently age-sensitive, as it does not include important adolescent-specific aspects of HRQOL, such as sexual or intimacy difficulties or concerns relating to finding romantic partners and future aspirations in general (13). Our results could indicate that the difficulties associated with adolescent onset of psoriasis are so profound that even instruments with poor sensitivity towards adolescent-specific issues are able to detect some of these issues, leading to a significant effect of age at onset, but not of age *per se*.

If one ignores the possibility that HRQOL in psoriasis may be qualitatively different in children and adolescents, it seems reasonable to assume that longer disease duration would lead to improved coping skills and adaptation to the disease over time. Based on this assumption, our finding that disease duration did not moderate HRQOL could appear surprising. It should be noted, however, that the moderator analyses of duration and age at onset may have been insufficiently powered ( $k=6$  and  $7$ , respectively), and thus may be less robust than the non-significant age effects ( $k=11$ ). The explanation that the instrument is not sufficiently age-sensitive to detect age-related differences thus appears most convincing.

Sex was also identified as a moderator of HRQOL, with a higher percentage of girls in the samples being associated with less impairment. This was a relatively surprising finding, as the general literature on HRQOL in chronic disease often suggests either mixed findings (29) or greater impairment in female patients (76, 77). One explanation could be that the CDLQI/CLDQI-instruments are more sensitive to difficulties experienced by boys than those experienced by girls. To the best of our knowledge, the CDLQI has not yet been psychometrically evaluated with regard to differential item functioning (DIF), which tests for the possibility of items being biased towards certain subgroups, e.g. girls and boys (78). Although the items in the CDLQI and the adult version (DLQI) are not identical, it is interesting that item-response analysis of the DLQI caused authors to caution the use of this instrument to detect sex differences, due to violation of this assumption (79). Alternatively, other methodological issues may be responsible for our findings. Although we attempted to adjust for possible confounding variables in the meta-regression analyses, several studies failed to report numerical values concerning clinical disease severity in patients. In fact, 2 of the 3 studies with the greatest proportion of girls did

not include the information necessary to be included in the preliminary correlation analysis testing for possible confounders. As clinical disease severity was established as a near-significant moderator of HRQOL, the lack of these data could be a possible explanation for our finding that samples with higher numbers of girls had less impaired HRQOL. Further studies are needed to evaluate sex differences in paediatric psoriasis HRQOL.

Although based on a relatively poorly powered moderation analysis ( $k=5$ ), our results also revealed a near-significant effect of clinical disease severity on HRQOL. This result is in line with the above-cited findings of de Korte et al. (22) that more severe psoriasis was associated with greater impairment in HRQOL. Furthermore, research within adult patients has shown positive correlations between PASI and DLQI scores in patients with moderate-to-severe psoriasis undergoing treatment (80). While only 3 studies in our systematic review included pre- and post-treatment assessments, their results all indicated reduced disease severity combined with positive change-scores on the CDLQI across different treatment regimens (34, 49, 62). As the assumption that this relationship is not necessarily linear has been broadly advocated (6), further research is needed to establish the association between clinical disease severity and HRQOL.

When exploring associations with methodological quality, we found greater HRQOL impairment in studies of higher quality. All intervention studies scored relatively high on study quality. As these studies included only patients within the moderate-to-severe psoriasis range, and disease severity was a near-significant moderator of HRQOL, this could explain the moderating effect of study quality as an indirect effect of variation in study designs. When exploring differences between studies conducted in Western vs. other countries, we found no moderating effect.

#### *Strengths and limitations*

This is the first study to summarize the impact of paediatric psoriasis on HRQOL and to explore the moderating effects of demographic and clinical variables. Our study has several strengths. First, it was based on a comprehensive search and conducted in accordance with recommended guidelines (24). Secondly, to limit the influence of publication bias, we also searched for material from the “grey literature”, e.g. conference abstracts and unpublished studies. Thirdly, because of the scarcity of published data on patients with paediatric psoriasis, we made a great effort to collect non-published data from the identified studies.

Some study limitations should also be mentioned. First, we found high heterogeneity of studies using the CDLQI/DLQI, suggesting systematic between-study variance rather than variation due to random sampling

error. Statistical heterogeneity should not necessarily be interpreted as a limitation or flaw, either in the individual studies or in the meta-analytic process, but indicates that the weighted mean should be viewed as an estimate of the mean expected HRQOL impairment across a wide range of different groups and settings.

A second limitation could be that, due to the limited number of studies, we included studies using the CDLQI in adolescents of 16–17 years of age, as well as studies using the DLQI in adolescents. However, neither the CDLQI nor the DLQI instrument is designed specifically for 16- and 17-year-olds with skin disease (60), and studies of patients with psoriasis who were younger than 18 years usually combine data from children and adolescents. Van Geel et al. (60) compared scores on the child (CDLQI) and adult (DLQI) version of the instrument in 16–17-year-old patients with psoriasis. Although a high correlation ( $r=0.90$ ) was found between total scores on the 2 instruments, the mean total score on the DLQI was statistically significantly lower than the mean CDLQI score. The difference between scores across the versions was driven primarily by adolescents scoring lower on the DLQI-item concerning sexual difficulties (“Over the last week, how much has your skin caused any sexual difficulties?”), and higher on the corresponding item addressing sleep problems in the CDLQI-version. The wording of the question in the DLQI-version refers to sexual difficulties over the previous week only, and does not appear to be particularly appropriate for adolescents. Previously mentioned research indicate that they might have qualitatively different experiences than adults when it comes to sexuality and intimate relationships (13, 74), and also less frequent sexual experiences.

Thirdly, as most studies report no sex difference in the prevalence of paediatric psoriasis (81), our results could have been influenced by the finding that girls were over-represented in the studies included in both random-effects models. However, when comparing the un-weighted mean values for CDLQI/DLQI (7.77) and PedsQL (74.43) with the random effects weighted averages (7.70 and 74.53, respectively), the results differed only marginally, indicating that the sex skewness is unlikely to pose a problem for our interpretation of results.

Fourthly, most studies in our systematic review investigated patients recruited from secondary care settings, and hence the samples might not be representative of the general population of paediatric patients with psoriasis. HRQOL in children and adolescents not seeking help for their psoriasis-related skin problem may be different from the HRQOL of patients undergoing treatment.

Lastly, the studies included in our meta-analyses used generic and dermatology-specific instruments only. Since disease-specific measures, e.g. psoriasis-specific instruments, are acknowledged to be more sensitive towards disease-specific aspects, this may have resulted in failure to detect potentially true effects.

## Conclusion

The present meta-analysis suggests that children and adolescents with psoriasis experience a moderate impairment in HRQOL. The wide prediction interval for studies using the CDLQI/DLQI instrument, combined with the results of our moderation analyses, highlight the importance of measuring HRQOL to inform treatment planning, and the need for future studies to explore potential determinants of HRQOL.

To improve our knowledge about psoriasis-related HRQOL in children and adolescents, future studies should: (i) take care to provide separate data for different age- and disease-groups; (ii) collect and report relevant demographic (age; sex) and clinical (disease severity; subtype; age at onset; duration; treatment status) information on study participants, and (iii) include validated measures of HRQOL in intervention studies.

Furthermore, we were unable to identify any psoriasis-specific HRQOL instrument for children and adolescents, except for 1 questionnaire designed for paediatric patients with scalp psoriasis (57). Moreover, closer examination of the included instruments revealed that patients with psoriasis were often highly underrepresented or absent in the validation studies of the HRQOL instruments utilized for this population (25, 47). This raises further concerns about the applicability of existing HRQOL instruments in paediatric psoriasis.

## ACKNOWLEDGEMENTS

The authors would like to express their thanks to the researchers who provided valuable additional data on their studies.

*Conflicts of interest and funding:* HR is an industrial PhD student situated at the Department of Psychology and Behavioural Science, Aarhus University, Aarhus C, Denmark. Her work is financed by LEO Pharma A/S, Ballerup, Denmark, and the Innovation Fund Denmark. LSL is employed by LEO Pharma A/S. The remaining authors declare no conflicts of interest. The funding source had no influence on data collection, and no influence on the decision to submit.

## REFERENCES

- Gelfand JM, Weinstein R, Porter SB, Neimann AL, Berlin JA, Margolis DJ. Prevalence and treatment of psoriasis in the United Kingdom: a population-based study. *Arch Dermatol* 2005; 141: 1537–1541.
- Raychaudhuri SP, Gross J. A Comparative study of pediatric onset psoriasis with adult onset psoriasis. *Pediatr Dermatol* 2000; 17: 174–178.
- Parisi R, Symmons DPM, Griffiths CEM, Ashcroft DM. Global epidemiology of psoriasis: a systematic review of incidence and prevalence. *J Invest Dermatol* 2013; 133: 377–385.
- Megna M, Napolitano M, Balato A, Scalvenzi M, Cirillo T, Gallo L, et al. Psoriasis in children: a review. *Curr Pediatr Rev* 2015; 11: 10–26.
- Lysell J, Tessma M, Nikamo P, Wahlgren CF, Ståhle M. Clinical characterisation at onset of childhood psoriasis – a cross sectional study in Sweden. *Acta Derm Venereol* 2015; 95: 457–461.
- Mrowietz U, Kragballe K, Reich K, Spuls P, Griffiths CEM,

- Nast A, et al. Definition of treatment goals for moderate to severe psoriasis: a European consensus. *Arch Dermatol Res* 2011; 303: 1–10.
7. Kimball AB, Jacobson C, Weiss S, Vreeland MG, Wu Y. The psychosocial burden of psoriasis. *Am J Clin Dermatol* 2005; 6: 383–392.
  8. Russo PAJ, Ilchef R, Cooper AJ. Psychiatric morbidity in psoriasis: a review. *Australas J Dermatol* 2004; 45: 155–159; quiz 160–161.
  9. Kimball AB, Wu EQ, Guérin A, Yu AP, Tsaneva M, Gupta SR, et al. Risks of developing psychiatric disorders in pediatric patients with psoriasis. *J Am Acad Dermatol* 2012; 67: 651–657.
  10. Benoit S, Hamm H. Psoriasis in childhood and adolescence: clinical features and therapy. *Hautarzt* 2009; 60: 100–108.
  11. Blome C, Simianer S, Purwins S, Laass A, Rustenbach SJ, Schaefer I, et al. Time needed for treatment is the major predictor of quality of life in psoriasis. *Dermatology* 2010; 221: 154–159.
  12. Fox FE, Rumsey N, Morris M. "Ur skin is the thing that everyone sees and you cant change it!": exploring the appearance-related concerns of young people with psoriasis. *Dev Neurorehabil* 2007; 10: 133–141.
  13. Golics CJ, Basra MKA, Finlay AY, Salek MS. Adolescents with skin disease have specific quality of life issues. *Dermatology* 2009; 218: 357–366.
  14. Rapley M. Quality of life research – a critical introduction. London: SAGE Publishers; 2003.
  15. Solans M, Pane S, Estrada M-D, Serra-Sutton V, Berra S, Herdman M, et al. Health-related quality of life measurement in children and adolescents: a systematic review of generic and disease-specific instruments. *Value Health* 2008; 11: 742–764.
  16. Eiser C, Morse R. Quality-of-life measures in chronic diseases of childhood. *Health Technol Assess* 2001; 5: 1–147.
  17. Gill TM, Feinstein AR. A critical appraisal of the quality of quality-of-life measurements. *JAMA* 1994; 272: 619–626.
  18. Fredriksson T, Pettersson U. Severe psoriasis – oral therapy with a new retinoid. *Dermatologica* 1978; 157: 238–244.
  19. Spuls PI, Lecluse LLA, Poulsen M-LNF, Bos JD, Stern RS, Nijsten T. How good are clinical severity and outcome measures for psoriasis?: quantitative evaluation in a systematic review. *J Invest Dermatol* 2010; 130: 933–943.
  20. McKenna SP, Cook SA, Whalley D, Doward LC, Richards HL, Griffiths CEM, et al. Development of the PSORIQoL, a psoriasis-specific measure of quality of life designed for use in clinical practice and trials. *Br J Dermatol* 2003; 149: 323–331.
  21. Eiser C, Varni JW. Health-related quality of life and symptom reporting: similarities and differences between children and their parents. *Eur J Pediatr* 2013; 172: 1299–1304.
  22. de Korte J, Sprangers MA, Mommers FM, Bos JD. Quality of life in patients with psoriasis: a systematic literature review. *J Investig Dermatol Symp Proc* 2004; 9: 140–147.
  23. Olsen JR, Gallacher J, Finlay AY, Piguat V, Francis NA. Quality of life impact of childhood skin conditions measured using the Children's Dermatology Life Quality Index (CDLQI): a meta-analysis. *Br J Dermatol* 2016; 174: 853–861.
  24. Moher D, Liberati A, Tetzlaff J, Altman DG, Altman D, Antes G, et al. Preferred reporting items for systematic reviews and meta-analyses: the PRISMA statement. *PLoS Med* 2009; 6: e1000097.
  25. Lewis-Jones MS, Finlay AY. The Children's Dermatology Life Quality Index (CDLQI): Initial validation and practical use. *Br J Dermatol* 1995; 132: 942–949.
  26. Chuh AAT. Validation of a Cantonese Version of the Children's Dermatology Life Quality Index. *Pediatr Dermatol* 2003; 20: 479–481.
  27. Oostveen AM, Spillekom-van Koulik S, Otero ME, Klomp maker W, Evers AWM, Seyger MMB. Development and design of a multidisciplinary training program for outpatient children and adolescents with psoriasis and their parents. *J Dermatolog Treat* 2013; 24: 60–63.
  28. Menter MA, Cush JM. Successful treatment of pediatric psoriasis with infliximab. *Pediatr Dermatol* 2004; 21: 87–88.
  29. van der Linden MMD, van Rappard DC, Daams JG, Sprangers MAG, Spuls PI, de Korte J. Health-related quality of life in patients with cutaneous rosacea: a systematic review. *Acta Derm Venereol* 2015; 95: 395–400.
  30. Cohen J. *Statistical power analysis for the behavioral sciences*. Hillsdale, NJ: Lawrence Erlbaum Associates; 1988.
  31. Greenland S, O'Rourke K. On the bias produced by quality scores in meta-analysis, and a hierarchical view of proposed solutions. *Biostatistics* 2001; 2: 463–471.
  32. Hozo S, Djulbegovic B, Hozo I, Hogg R, Craig A, Mood A, et al. Estimating the mean and variance from the median, range, and the size of a sample. *BMC Med Res Methodol* [Serial online] 2005 [cited 2016 Jul 1]; 5: 13. Available from: URL: <http://bmcmedresmethodol.biomedcentral.com/articles/10.1186/1471-2288-5-13>.
  33. Bilgic A, Bilgic O, Akis HK, Eskioglu F, Kilic EZ, Bilgic Ö, et al. Psychiatric symptoms and health-related quality of life in children and adolescents with psoriasis. *Pediatr Dermatol* 2010; 27: 614–617.
  34. Langley RG, Paller AS, Hebert AA, Creamer K, Weng HH, Jahreis A, et al. Patient-reported outcomes in pediatric patients with psoriasis undergoing etanercept treatment: 12-week results from a phase III randomized controlled trial. *J Am Acad Dermatol* 2011; 64: 64–70.
  35. Papp K, Williams D, Thaci D, Landells I, Unnebrink K. Study design and baseline characteristics from a phase 3, randomized, double-blind study of adalimumab versus methotrexate treatment in pediatric patients with chronic plaque psoriasis. *J Am Acad Dermatol* 2014; 70: AB190.
  36. Waters, A, Sanduhu, D, Beattie, P, Ezughah, F, Lewis-Jones S. Severity stratification of Children's Dermatology Life Quality Index (CDLQI) scores. *Br J Dermatol* 2010; 163: 121.
  37. Sterne JA, Egger M, Moher D. Addressing reporting biases. In: Higgins JP, Green S, editors. *Cochrane Handbook for systematic reviews of interventions: Cochrane Book Series*. Chichester: John Wiley & Sons, Ltd; 2008: p. 297–333.
  38. Poole C, Greenland S. Random-effects meta-analyses are not always conservative. *Am J Epidemiol* 1999; 150: 469–475.
  39. Higgins JPT, Thompson SG, Deeks JJ, Altman DG. Measuring inconsistency in meta-analyses. *Br Med J* 2003; 327: 557–560.
  40. Borenstein M, Hedges LV, Higgins JPT, Rothstein HR. *Introduction to meta-analysis*. Chichester: John Wiley & Sons, Ltd; 2009.
  41. Ioannidis JPA, Trikalinos TA. The appropriateness of asymmetry tests for publication bias in meta-analyses: a large survey. *CMAJ* 2007; 176: 1091–1096.
  42. Copas J, Shi JQ. Meta-analysis, funnel plots and sensitivity analysis. *Biostatistics* 2000; 1: 247–262.
  43. Deeks JJ, Macaskill P, Irwig L. The performance of tests of publication bias and other sample size effects in systematic reviews of diagnostic test accuracy was assessed. *J Clin Epidemiol* 2005; 58: 882–893.
  44. Egger M, Davey Smith G, Schneider M, Minder C. Bias in meta-analysis detected by a simple, graphical test. *BMJ* 1997; 315: 629–634.
  45. Duval S, Tweedie R. Trim and fill: a simple funnel-plot-based method of testing and adjusting for publication bias in meta-analysis. *Biometrics* 2000; 56: 455–463.
  46. Mattered U, Apfelbacher C. Peer-relationship-problems account for quality of life impairments in pediatric psoriasis. *J Psychosom Res* 2016; 84: 31–36.
  47. Smidt AC, Lai J-S, Cella D, Patel S, Mancini AJ, Chamlin SL. Development and validation of skindex-teen, a quality-of-life instrument for adolescents with skin disease. *Arch Dermatol* 2010; 146: 865–869.
  48. Khawaja AR, Bokhari SMA, Rasheed T, Shahzad A, Hanif M, Qadeer F, et al. Disease severity, quality of life, and psychiatric morbidity in patients with psoriasis with reference to sociodemographic, lifestyle, and clinical variables. *Prim Care Companion CNS Disord* [Serial online] 2015 [cited 2015 Dec 3]; 17. Available from: <http://www.scopus.com/inward/record.url?eid=2s2.084944348608&partnerID=tZOTx3y1>.
  49. Oostveen AM, de Jager MEA, van de Kerkhof PCM, Donders



- ART, De Jong EMGJ, Seyger MMB. The influence of treatments in daily clinical practice on the Children's Dermatology Life Quality Index in juvenile psoriasis: a longitudinal study from the Child-CAPTURE patient registry. *Br J Dermatol* 2012; 167: 145–149.
50. Gånemo A, Wahlgren C-F, Svensson Å. Quality of life and clinical features in Swedish children with psoriasis. *Pediatr Dermatol* 2011; 28: 375–379.
  51. Oostveen A, De Jager M, Van De Kerkhof P, Donders R, De Jong E, Seyger M. The influence of treatments on the Children's Dermatology Life Quality Index (CDLQI) in juvenile psoriasis: A longitudinal study in daily practice from the child-capture. *Eur J Pediatr Dermatol* 2012; 22: 13.
  52. van Geel MJ, Mul K, Oostveen AM, van de Kerkhof PCM, De Jong EMGJ, Seyger MMB, et al. Calcipotriol/betamethasone dipropionate ointment in mild-to-moderate paediatric psoriasis: Long-term daily clinical practice data in a prospective cohort. *Br J Dermatol* 2014; 171: 363–369.
  53. Oostveen AM, de Jong EMGJ, Donders ART, van de Kerkhof PCM, Seyger MMB. Treatment of paediatric scalp psoriasis with calcipotriene/betamethasone dipropionate scalp formulation: effectiveness, safety and influence on children's quality of life in daily practice. *J Eur Acad Dermatol Venereol* 2014; 29: 1193–1197.
  54. Oostveen AM, De Jager MEA, Van De Kerkhof PCM, De Jong EMGJ, Seyger MMB. Treatment of juvenile scalp psoriasis in daily clinical practice with calcipotriene/betamethasone dipropionate two-compound scalp formulation: Efficacy and influence on quality of life. *Ned Tijdschr voor Dermatologie en Venereol* 2013; 23: 60.
  55. van Geel MJ, Oostveen AM, Hoppenreijns EPAH, Hendriks JCM, Kerkhof PCM van de, de Jong EMGJ, et al. Methotrexate in pediatric plaque-type psoriasis: Long-term daily clinical practice results from the Child-CAPTURE registry. *J Dermatolog Treat* 2015; 26: 406–412.
  56. van Geel MJ, Oostveen AM, Hoppenreijns EPAH, Hoppenreijns JCM, Van De Kerkhof PCM, De Jong EMGJ, et al. Methotrexate in pediatric plaque-type psoriasis: a prospective daily clinical practice study. *J Ger Soc Dermatology* 2014; 12: 37.
  57. Oostveen AM, Jong EMGJ, Evers AWM, Donders AR, van de Kerkhof PCM, Seyger MMB. Reliability, responsiveness and validity of Scalpdex in children with scalp psoriasis: the Dutch study. *Acta Derm Venereol* 2014; 94: 198–202.
  58. de Jager MEA, van de Kerkhof PCM, De Jong EMGJ, Seyger MMB, Jager MEA De, Kerkhof PCM Van De, et al. A cross-sectional study using the Children's Dermatology Life Quality Index (CDLQI) in childhood psoriasis: negative effect on quality of life and moderate correlation of CDLQI with severity scores. *Br J Dermatol* 2010; 163: 1099–1101.
  59. van Geel MJ, van de Kerkhof PCM, Oostveen AM, de Jong EMGJ, Seyger MMB. Fumaric acid esters in recalcitrant pediatric psoriasis: a prospective, daily clinical practice case series. *J Dermatolog Treat* 2015; 9: 1–7.
  60. van Geel MJ, Maatkamp M, Oostveen AM, de Jong EMGJ, Finlay AY, van de Kerkhof PCM, et al. Comparison of the Dermatology Life Quality Index and the Children's Dermatology Life Quality Index in assessment of quality of life in patients with psoriasis aged 16–17 years. *Br J Dermatol* 2016; 174: 152–157.
  61. de Jager MEA, De Jong EMGJ, Evers AWM, Van De Kerkhof PCM, Seyger MMB, Jager MEA De, et al. The burden of childhood psoriasis. *Pediatr Dermatol* 2011; 28: 736–737.
  62. Landells I, Marano C, Hsu M-C, Li S, Zhu Y, Eichenfield LF, et al. Ustekinumab in adolescent patients age 12 to 17 years with moderate-to-severe plaque psoriasis: Results of the randomized phase 3 CADMUS study. *J Am Acad Dermatol* 2015; 73: 594–603.
  63. Balci DD, Sangün O, İnandı T. Cross Validation of the Turkish Version of Children's Dermatology Life Quality Index. *J Turk Acad Dermatol* 2007; 1: 17402a.
  64. Beattie PE, Lewis-Jones MS. A comparative study of impairment of quality of life in children with skin disease and children with other chronic childhood diseases. *Br J Dermatol* 2006; 155: 145–151.
  65. Manzoni APD da S, Pereira RL, Townsend RZ, Weber MB, Nagatomi AR da S, Cestari TF. Assessment of the quality of life of pediatric patients with the major chronic childhood skin diseases. *An Bras Dermatol* 2012; 87: 361–368.
  66. Matusiewicz D, Körber A, Schadendorf D, Leister L, Wasem J, Neumann A. Juvenile Psoriasis – Versorgungssituation und Lebensqualität in Deutschland. *Gesundheitsökonomie Qual* 2013; 19: 229–236.
  67. Chang CC, Gangaram HB, Roshidah B. Malaysian psoriasis registry – results from october 2007 to December 2008. *Med J Malaysia* 2010; 65: 17.
  68. Basra MKA, Fenech R, Gatt RM, Salek MS, Finlay AY. The Dermatology Life Quality Index 1994–2007: a comprehensive review of validation data and clinical results. *Br J Dermatol* 2008; 159: 997–1035.
  69. Chernyshov P V. Dermatological quality of life instruments in children. *G Ital di Dermatologia e Venereol* 2013; 148: 277–285.
  70. Salek MS, Jung S, Brincat-Ruffini LA, MacFarlane L, Lewis-Jones MS, Basra MKA, et al. Clinical experience and psychometric properties of the Children's Dermatology Life Quality Index (CDLQI), 1995–2012. *Br J Dermatol* 2013; 169: 734–759.
  71. Varni JW, Seid M, Rode CA. The PedsQLTM: measurement model for the Pediatric Quality of Life Inventory. *Med Care* 1999; 37: 126–139.
  72. Varni JW, Burwinkle TM, Seid M. The PedsQLTM as a pediatric patient-reported outcome: Reliability and validity of the PedsQLTM measurement model in 25,000 children. *Expert Rev Pharmacoecon Outcomes Res* 2005; 5: 705–719.
  73. Erhart M, Ellert U, Kurth BM, Ravens-Sieberer U. Measuring adolescents' HRQoL via self reports and parent proxy reports: an evaluation of the psychometric properties of both versions of the KINDL-R instrument. *Health Qual Life Outcomes* 2009; 7: 77–88.
  74. Frisé A. Measuring health-related quality of life in adolescence. *Acta Paediatr* 2007; 96: 963–968.
  75. Perrott SB, Murray AH, Lowe J, Mathieson CM. The psychosocial impact of psoriasis: physical severity, quality of life, and stigmatization. *Physiol Behav* 2000; 70: 567–571.
  76. Stokke J, Sung L, Gupta A, Lindberg A, Rosenberg AR. Systematic review and meta-analysis of objective and subjective quality of life among pediatric, adolescent, and young adult bone tumor survivors. *Pediatr Blood Cancer* 2015; 62: 1616–1629.
  77. McDougall J, Tsonis M. Quality of life in survivors of childhood cancer: a systematic review of the literature (2001–2008). *Support Care Cancer* 2009; 17: 1231–1246.
  78. Streiner DL, Norman GR. Item response theory. In: *Health Measurement Scales: a practical guide to their development and use*. Oxford: Oxford University Press; 2008, p. 273–303.
  79. Twiss J, Meads DM, Preston EP, Crawford SR, McKenna SP. Can we rely on the Dermatology Life Quality Index as a measure of the impact of psoriasis or atopic dermatitis? *J Invest Dermatol* 2012; 132: 76–84.
  80. Mattei PL, Corey KC, Kimball AB. Psoriasis Area Severity Index (PASI) and the Dermatology Life Quality Index (DLQI): the correlation between disease severity and psychological burden in patients treated with biological therapies. *J Eur Acad Dermatol Venereol* 2014; 28: 333–337.
  81. Bronckers IMGJ, Paller AS, van Geel MJ, van de Kerkhof PCM, Seyger MMB. Psoriasis in children and adolescents: diagnosis, management and comorbidities. *Paediatr Drugs* 2015; 17: 373–384.